

# Connections

The Newsletter of GENCOM, The Computer Genealogy Group of N. Louisiana Editor: Patricia Minton Bettis

GENCOM June Meeting  
Sunday June 28 2:00 Hamilton S. Caddo Library

Jim Jones

discusses

Using  
Microsoft Excel Spreadsheet  
in genealogy and  
family history research". .

Timelines

To show pertinent information  
of your ancestor on one or two pages!

- Makes analysis of your data clear
  - See what is missing
- Easier to spot errors



Related facts made evident

“One of the most helpful software programs that I use with my family history research is Microsoft Excel. Excel, is a very powerful program used in complicated math calculations, but the way I use it in this instance is very simple. I first used Excel as an engineer to make schedules and timelines from scratch. You are able to create your own templates, and determine how the data is to be entered It is also very easy to modify and change the template.

*Please note the Timeline of my ancestor Hugh Jones from 1750 to 1820— on Page 3”*

# THE MAY MEETING

## Using EXCEL In Genealogy

By  
Jim Jones



When I first started researching my family history I found quite a number of records for my ancestor Hugh Jones who lived in Virginia, South Carolina and finally Georgia.

In trying to analyze all of this data I decided to try and use Excel to create a spreadsheet to show all of the data on one sheet. I made it five columns wide with the following information in the columns: Date, Year, Location, Type of record, and Description of record

(See chart on following page)

## TEXT A LOUD

By  
Leroy Terry



TextAloud and AT&T Natural Voices™ for the best in Text To Speech!  
TextAloud Text to Speech Software

Windows Vista Compatible



TextAloud uses voice synthesis to convert text into spoken audio. Listen on your PC or create MP3 or WMA files for use on portable devices like iPods, PocketPCs, and CD players.

- Directly open Word, PDF, and HTML files. Automatic iTunes/iPod syncing.
- Advanced Pronunciation Tools
- Toolbar plug-ins for Internet Explorer, Firefox, and Outlook
- Optional premium voices for a wide variety of accents and languages



NextUp Talker is a Text To Speech application specifically designed for people who have temporarily or permanently lost their voice.

# Using Microsoft Excel in Genealogy

One of the most useful software programs that I use with my family history research is Microsoft Excel. Excel is a spreadsheet program that is included as a part of the Microsoft Office package. This is a very powerful program that is used in very complicated math calculations, but the way that I use it is very simple and straightforward. I first started using Excel when I was working as an engineer and found it to be very useful to make schedules and timelines from scratch. One of the things that I like about the program is that you are free to create your own templates and are not locked into using someone else's idea of what and how the data is to be entered. It is also very easy to modify and change the template when you change your mind.

When I first started researching my family history I found quite a number of records for my ancestor Hugh Jones who lived in Virginia, South Carolina and finally Georgia. In trying to analyze all of this data I decided to try and use Excel to create a spreadsheet to show all of the data on one sheet. I decided to make it five columns wide with the following information in the columns: Date, Year, Location, Type of record, and Description of record. After setting up the sheet, entering the data and sorting by year, this is what the sheet looked like.

## HUGH JONES HUGH JONES HUGH JONES HUGH JONES HUGH JONES

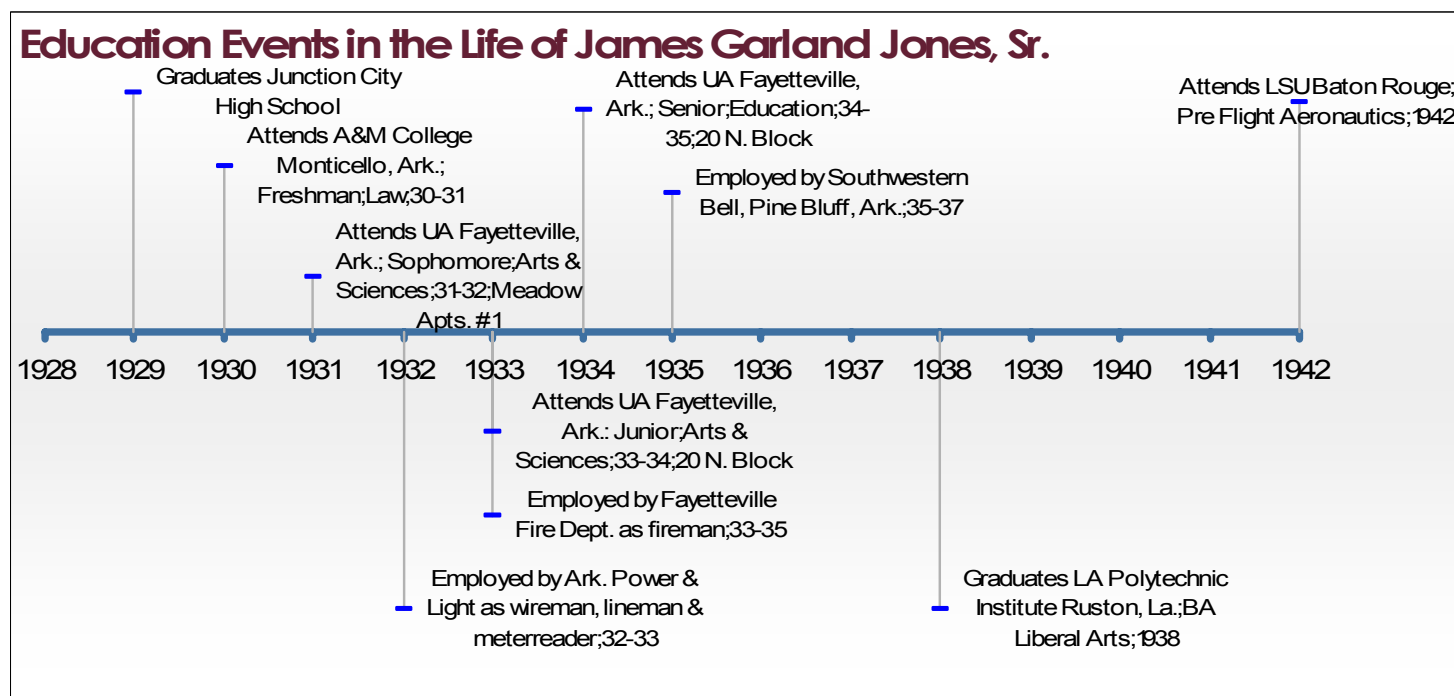
DATE	YEAR	LOCATION	TYPE	DESCRIPTION
	1750	Orange Co, VA	Birth	
	1775	SC	Married	Lydia White
4-Nov	1775	SC	Enlisted	1st SC Regiment - Rev. War
5-Aug	1778		Discharge	- Rev. War
7-May	1778	Cheraw Dist, SC	History of old Creraws	Added to list of St. David's Society
29-Oct	1782	Camden Dist, SC	Wills of Camden Dist	Was paid on debt from 25 Dec, 1778
15-Mar	1784	Greene Co, GA	Land Grant	Issued two 250 acre land grants in GA for Rev. war service
15 Oct.	1784	Wilkes Co, GA	Land Granted	125 Acres on Small Branch (in lieu of old Warrant)
	1785	Wilkes Co, GA	Tax Records	280 acres-Wilkes Co. and 100 acres Washington Co.
	1785	Wilkes Co, GA	Tax Records	One town lot 50 pounds
6-Jun	1785	Wilkes Co, GA	Court Record	Land Deed - 100 Acres
	1785	Cheraw Dist, SC	Sc Deed Abstracts	Witnessed deed
	1786	Wilkes Co, GA	Tax Records	50 acres Wilkes Co. and 460 acres Franklin Co.
	1787	Wilkes Co, GA	Tax Records	200 acres Wilkes Co.
9-Oct	1787	Wilkes Co, GA	Court Record	Land Deed - 200 Acres - Little River
27-Sep	1787	Wilkes Co, GA	Court Record	Land Deed - 200 Acres - Little River
8-Nov	1787	Greene Co, GA	Deed Book P	Josiah White sold 11 yr. old Negro girl to Lydia White
Jul	1788	Greene Co, GA		Listed as those who sustained damages from Indians
	1789	Greene Co, GA	Tax List	Listed on Tax List for Greene Co
12-Jan	1789	Wilkes Co, GA	Court Record	Land Deed - 4 Acres - Little River
	1790	Wilkes Co, GA	1790 Tax Returns	400 acres Wilkes Co
22-Feb	1790	Wilkes Co, GA	Court Record	Jury Drawing - Inferior Court
29-Oct	1791	Wilkes Co, GA	Wilkes Co, GA Deed Book II	Land adjoining on land deed on Whites Creek
	1791	Wilkes Co, GA	1791 Tax Records	200 acres Wilkes Co. and 230 acres Franklin Co.
24-Nov	1792	Greene Co, GA	Court Record	Witness on Deed
28-Feb	1792	Wilkes Co, GA	Wilkes Co, GA Deed Book II	Land adjoining on land deed on Whites Creek
7-Feb	1792	Wilkes Co, GA	Wilkes Co, GA Deed Book II	Land adjoining on land deed on Little River
	1792	Wilkes Co, GA	1792 Tax Records	100 Wilkes Co. and 230 acres Franklin
	1793	Wilkes Co, GA	Tax List	Listed on Tax Roll - 280 Acres Franklin Co. on Applatcha River
	1793	Washington Co, GA	Tax List	Listed on Tax Roll - 100 Acres
	1793	Washington Co, GA	Tax List	Listed on Tax Roll - One Town Lot
31-Jan	1793	Wilkes Co, GA	Wilkes Co, GA Deed Book II	Land adjoining on land deed on Little River
2-Apr	1793	Wilkes Co, GA	Wilkes Co, GA Deed Book KK	Court case involving Hugh Jones
2-Apr	1793	Wilkes Co, GA	Wilkes Co, GA Deed Book KK	Land adjoining on land deed on Kettle Creek
20-Sep	1793	Wilkes Co, GA	Wilkes Co, GA Deed Book MM	Land adjoining on case of land on Little Creek
20-Nov	1793	Wilkes Co, GA	Wilkes Co, GA Deed Book NN	Land adjoining on land deed on Little River
	1793	Greene Co, GA	Tax Book 1793	Listed in Capt. Cimbres' Dist (adjoining Jno Long)
	1796	Greene Co, GA	Tax Book 1796	Listed in Capt. Kimbrough's District
	1797	Greene Co, GA	Tax List	Listed on Tax List for Greene Co, Capt. Richard C. Royston Dist.
	1797	Greene Co, GA	1797 Tax Receivers Book	Listed as Deceased in Capt. William Wiggin's Dist.
	1797	Wilkes Co, GA	Tax Records	Hugh Jones listed as granted to on 50 acres on Kettle Creek
7-May	1798	Greene Co, GA	Court Record	Will
30-Jun	1798	Greene Co, GA	Court Record	Appraisal of Estate
May	1798	Greene Co, GA	Will	Death
18-Feb	1798	Greene Co, GA	Deed Book P	David Carson sold to Hugh Jones 130 Acres for \$250
	1798	Wilkes Co, GA	Tax Records	Hugh Jones & oth listed as granted to on 100 acres on Little River
	1805	Greene Co, GA	1805 GA land lottery	Drawing for 2 orphans in care of Wm. McMichael
	1807	Greene Co, GA	1807 GA Land lottery	Drawing for 2 orphans in care of Ephraim Price
19-Mar	1822	Jasper Co, GA	Jasper County Extracts 1812-1835	Remove William McMichael, deceased, from admin of Hugh's will

## HUGH JONES

DATE	Y E A R	LOCATION	TYPE	DESCRIPTION
	17			
	50	Orange Co, VA		Birth
	17			
	75	SC		Married Lydia White
	17			
4-Nov	75	SC		Enlisted 1st SC Regiment - Rev. War
	17			
5-Aug	78			Discharge - Rev. War
	17			
7-May	78	Cheraw Dist, SC	History of old Cheraws	Added to list of St. David's Society
	17			
29-Oct	82	Camden Dist, SC	Wills of Camden Dist	Was paid on debt from 25 Dec, 1778
	17			
15-Mar	84	Greene Co, GA	Land Grant	Issued two 250 acre land grants in GA for Rev. war service
	17			
15 Oct.	84	Wilkes Co, GA	Land Granted	125 Acres on Small Branch (in lieu of old Warrant)
	17			
	85	Wilkes Co, GA	Tax Records	280 acres-Wilkes Co. and 100 acres Washington Co.
	17			
	85	Wilkes Co, GA	Tax Records	One town lot 50 pounds
	17			
6-Jun	85	Wilkes Co, GA	Court Record	Land Deed - 100 Acres
	17			
	85	Cheraw Dist, SC	Sc Deed Abstracts	Witnessed deed
	17			
	86	Wilkes Co, GA	Tax Records	50 acres Wilkes Co. and 460 acres Franklin Co.
	17			
	87	Wilkes Co, GA	Tax Records	200 acres Wilkes Co.
	17			
9-Oct	87	Wilkes Co, GA	Court Record	Land Deed - 200 Acres - Little River
	17			
27-Sep	87	Wilkes Co, GA	Court Record	Land Deed - 200 Acres - Little River
	17			
8-Nov	87	Greene Co, GA	Deed Book P	Josiah White sold 11 yr. old Negro girl to Lydia White
	17			
Jul	88	Greene Co, GA		Listed as those who sustained damages from Indians
	17			
	89	Greene Co, GA	Tax List	Listed on Tax List for Greene Co
	17			
12-Jan	89	Wilkes Co, GA	Court Record	Land Deed - 4 Acres - Little River
	17			
	90	Wilkes Co, GA	1790 Tax Returns	400 acres Wilkes Co
	17			
22-Feb	90	Wilkes Co, GA	Court Record	Jury Drawing - Inferior Court
	17			
29-Oct	91	Wilkes Co, GA	Wilkes Co, GA Deed Book II	Land adjoining on land deed on Whites Creek
	17			
	91	Wilkes Co, GA	1791 Tax Records	200 acres Wilkes Co. and 230 acres Franklin Co.
	17			
24-Nov	92	Greene Co, GA	Court Record	Witness on Deed
	17			
28-Feb	92	Wilkes Co, GA	Wilkes Co, GA Deed Book II	Land adjoining on land deed on Whites Creek
	17			
7-Feb	92	Wilkes Co, GA	Wilkes Co, GA Deed Book II	Land adjoining on land deed on Little River
	17			
	92	Wilkes Co, GA	1792 Tax Records	100 Wilkes Co. and 230 acres Franklin
	17			
	93	Wilkes Co, GA	Tax List	Listed on Tax Roll - 280 Acres Franklin Co. on Applatcha River
	17			
	93	Washington Co, GA	Tax List	Listed on Tax Roll - 100 Acres
	17			
	93	Washington Co, GA	Tax List	Listed on Tax Roll - One Town Lot
	17			
31-Jan	93	Wilkes Co, GA	Wilkes Co, GA Deed Book II	Land adjoining on land deed on Little River
	17			
2-Apr	93	Wilkes Co, GA	Wilkes Co, GA Deed Book KK	Court case involving Hugh Jones
	17			
2-Apr	93	Wilkes Co, GA	Wilkes Co, GA Deed Book KK	Land adjoining on land deed on Kettle Creek
	17			
20-Sep	93	Wilkes Co, GA	Wilkes Co, GA Deed Book MM	Land adjoining on case of land on Little Creek
	17			
20-Nov	93	Wilkes Co, GA	Wilkes Co, GA Deed Book NN	Land adjoining on land deed on Little River
	17			
	93	Washington Co, GA	Tax List	Listed on Tax Roll - One Town Lot
	17			

Once the data is in this form it is much easier to analyze and put some order into the ancestor's life. This may seem like a lot of work, but once the data is entered it is in a very readable format and is safely in your computer. Also, the data entered can be sorted by any column and new records can be added, deleted or modified very easily. Additional records can be entered at any location and put in the correct order by sorting the column. Another spreadsheet that I created was one for each year of the census records. This sheet included the names of each of family along with the birth, marriage and death years, their location (State and County) and their children's names and ages. This is a very handy sheet as it has all of this information for each census year on one sheet and can be scanned quickly when you are away from home at the library.

Recently, I was working on my father's history and was having trouble correlating the timeline for the years that he was in college and his work history during this time. I found a web site [www.vertex42.com](http://www.vertex42.com) that had an Excel template for a timeline. I downloaded it and created the following timeline.



This presents a much clearer picture of my father's education and work schedule during the first part of his life and enabled me to put the events in their proper order. Also, it is a visual aid that may increase the interest of someone else in the family that may not be interested in genealogy. This is an excellent sheet to talk from and may jog the memory of some family members to events that are not on the timeline.

## Probing into Probate Records How to Use Wills and Estate Records to Uncover Your Ancestors

By Kimberly Powell,

Some of the most genealogically-rich documents on an individual are actually created following their death. While many of us actively search for an ancestor's obituary or tombstone, however, we often overlook probate records - a big mistake! Generally well-documented, accurate, and packed with numerous details, probate records can often provide answers to many stubborn genealogical problems.

Probate documents, in general terms, are records created by a court after an individual's death that relate to the distribution of his or her estate. If the individual left a will (known as testate), then the purpose of the probate process was to document its validity and see that it was carried out by the executor named in the will. In cases where an individual did not leave a will (known as intestate), then probate was used to appoint an administrator or administratrix to determine the distribution of assets according to formulas set by the laws of the jurisdiction.

### What You May Find in a Probate File

Probate packets or files may include any of the following, depending upon the jurisdiction and time period:

- wills
- estate inventories, or lists of assets
- appointments of executors or administrators
- administrations, or documentation of the distribution of assets
- petitions for guardianship of minor children
- lists of heirs
- lists of creditors or accounts of debts
- ...and other records considered to be important to the settlement of an estate.

### Understanding the Probate Process

While laws governing the probate of a deceased's estate have varied according to time period and jurisdiction, the probate process usually follows a basic process:

An heir, creditor, or other interested party initiated the probate process by presenting a will for the deceased (if applicable) and petitioning the court for the right to settle an estate. This petition was usually filed with the court that served the area where the deceased owned property or last resided.

If the individual left a will, it was presented to the court along with testimony of witnesses as to its authenticity. If accepted by the probate court, a copy of the will was then recorded in a will book maintained by the clerk of court. The original will was often retained by the court and added to other documents pertaining to the settlement of the estate to create a probate packet.

If a will designated a particular individual, then the court formally appointed that person to serve as executor or executress of the estate.



his duties. One or more people, often family members, were required to co-sign the bond as "sureties."

An inventory of the estate was conducted, usually by people with no claim to the property, culminating in a list of property - from land and buildings down to teaspoons and chamber pots!

Potential beneficiaries named in the will were identified and contacted. Notices were published in area newspapers to reach anyone who might have claims on or obligations to the deceased's estate.

Once bills and other outstanding obligations on the estate were met, the estate was formally divided and distributed among the heirs.

Receipts are signed by anyone receiving a portion of the estate.

A final statement of account was presented to the probate court, which then ruled the estate as closed. The probate packet was then filed in the records of the court.

### Nuncupative Will

A verbal will that must have two witnesses and can only deal with the distribution of personal property. A nuncupative will is considered a "deathbed" will, meaning that it is a safety for people struck with a terminal illness and robbed of the ability or time to draft a proper written will.

Nuncupative wills are only recognized in a few states and usually only in compelling situations such as the impending death of a soldier in wartime. Those states will admit a nuncupative will only if the testator died as a result of the impending peril. A nuncupative typically will neither revoke nor change an existing written will.

### Holographic Will

A holographic (sometimes mislabeled "Olographic") will is handwritten and signed by the individual to whom the will belongs, but without witnesses. Few states recognize holographic wills, and then only in very particular circumstances.



# Carolyn's Corner

Carolyn's Corner

Hope you are all having a wonderful summer.

Here are a few interesting places I have recently visited on the WEB.  
I hope that you will find something you can use.

### **Trying to save money there days?**

Check out [Google Product Search](#), It lets you sort the results from low price to high.

### **Dial a Human** (This site has been updated).

You can pass Automated Answering Machines

<http://www.dialahuman.com/>

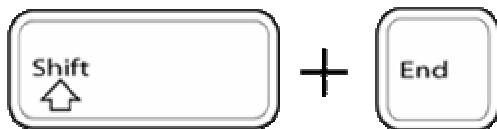
### **Great Reference Site**

You can find any and everything you want to know at this site.

<http://www.geocities.com/wrabbitt7/reference.html>

### **Here's a quick shortcut to delete a line.**

#### **Shift + End**



Put your cursor at the beginning of the line you want to delete and press **Shift+End**. This will cause the whole line to be selected, and all you have to do after that is press **delete** or **backspace** to finish the job!

### **Windows Tutorials**

<http://www.baycongroup.com/>

Here you will find FREE Tutorials for Microsoft 2007 Office programs.

I also found a great tutorial for Paint Shop Pro which many of us are trying to learn.

### **Tutorial for Word 2007**

<http://www.baycongroup.com/wlesson0.htm>

### **Cross Word Puzzle Tips**

Cross Tips, is where you can find all the crossword puzzle help you need! It is really easy to use too.

Just input the number of letters the word has, and then fill in the blank slots with any letters you know. It will then generate a list of words that could possibly fit the criteria you've provided.

And if you don't like that way of searching you can switch to the simple interface, where you'll type in the letters you know with spaces for what you don't know

<http://crosstips.org/>

That is all for this month. See you at the June Membership Meeting.



---- Forwarded Message ----from Gerald Fussell

## Will you give this to my Daddy?

As a Company, Southwest Airlines is going to support 'Red Fridays...'

Last week I was in Atlanta, Georgia attending a conference. While I was in the airport, returning home, I heard several people behind me beginning to lap and cheer. I immediately turned around and witnessed One of the greatest acts of patriotism I have ever seen.



Moving thru the terminal was a group of soldiers in their camos. As they began heading to their gate, everyone (well almost everyone) was abruptly to their feet with their hands waving and cheering.

When I saw the soldiers, probably 30-40 of them, being applauded and Cheered for, it hit me. I'm not alone. I'm not the only red-blooded American ho still loves this country and supports our troops and their families.

Of course I immediately stopped and began clapping for these young unsung heroes who are putting their lives on the line everyday for us so we can go to school, work and home without fear or reprisal.

Just when I thought I could not be more proud of my country or of our service men and women, a young girl, not more than 6 or 7 years old ran up one of the male soldiers. He kneeled down and said 'hi.'

The little girl then asked him if he would give something to her daddy fore her. The young soldier, who didn't look any older than maybe 22 himself, aid he would try and what did she want to give to her daddy. Then suddenly the little girl grabbed the neck of this soldier, gave him the biggest hug she could muster and then kissed him on the cheek.

The mother of the little girl, who said her daughter's name was Courtney Told the young soldier that her husband was a Marine and had been in Iraq f r 11 months now. As the mom was explaining how much her daughter Courtney missed her father, the young soldier began to tear up

When this temporarily single mom was done explaining her situation, all of the soldiers huddled together for a brief second. Then one of the other servicemen pulled out a military-looking walkie-talkie. They started playing with the device and talking back and forth on it.

After about 10-15 seconds of this, the young soldier walked back over t o courtney, bent down and said this to her, 'I spoke to your daddy and he told to give this to you.' He then hugged this little girl that he had just ,et and gave her a kiss on the cheek. He finished by saying 'your daddy told to tell you that he loves you more than anything and He is coming

Home very soon.'

The mom at this point was crying almost uncontrollably and as the young soldier stood to his feet, he saluted Courtney and her mom.. I was standing no more than 6 feet away from this entire event.

As the soldiers began to leave, heading towards their gate, people resumed their applause. As I stood there applauding and looked around, there were very few dry eyes, including my own. That young soldier in one last act of selflessness, turned around and blew a kiss to Courtney with a tear rolling gown his cheek.

We need to remember everyday all of our soldiers and their families and thank God for them and their sacrifices. At the end of the day, it's good to be an American.

**RED FRIDAYS ----- Very soon, you will see a great many people wearing red \every Friday. The reason? Americans who support our troops used to \be called the 'silent majority'. We are no longer silent, and are voicing our love for God, country and home in record breaking numbers.**

## Searching Online for that Elusive Document —Frustrating at times.

Documentation for an ancestor is not where you think it should be found. Now what? This month I will try to provide you suggestions on how to search and be more successful. First of all, I have a reading assignment for you. As a retired High School teacher, I still have the urge to give homework.

Go to <http://Stevenmorse.org> and select the link “About this Website and How To Use It.” Steve Morse has written a detailed analysis of how to do a more efficient search, which he calls “The One Step.” He does an Analysis of various sites and/or types of documents. This reading assignment is rather lengthy and I do not provide *Cliffs Notes*. If you prefer, just read his explanation of the document type you are researching. Then go back to his home page and select a site on which to try out his search techniques. The \$ sign in front of a site link indicates a pay site.

*Genealogical Sleuth Search Engine is a custom Google search site. Instead of using Google to search the entire Web, this site limits the Google search. Created by noted genealogist, Kory Meyerink, the site Searches five fairly well known free genealogy sites. If you are doing a surname search for a new person in your database, this site may be Helpful. I tried a few unique names and obtained several hits. One of the hits provided me with some new information. You can access the Site at <http://tinyurl.com/ddbpbw>.*

*Google is the search engine of choice for almost all of us. Try using A different search engine. Google uses AND in the standard search for*

*John Doe. So sites with John AND Doe are found. Then you must Further limit the search. Other search engines will use OR as the standard \Search for John Doe. Still other search engines have different Default words to focus the requested search. Try an Altavista search at [www.altavista.com](http://www.altavista.com). On the home page, you can limit the search By selecting USA instead of worldwide and all languages or just English/ Spanish. Using the advance search feature can further limit your Search query. There are other search engines such as Ask.com, Dogpile. Com, and Hotbot.com. Altavista has provided me with some successful Alternative searches, while I still use Google for the vast majority Of my searches. With Google, I always use the advance search Page. I have mentioned several times in previous columns that as part of Your Web search pattern you should go back to the websites that are Constantly updating. If you have ancestors from St. Louis, then constantly Revisit the Missouri History Museum Genealogy and Local History Index at [www.mohistory.org/genealogy](http://www.mohistory.org/genealogy). The Missouri History site added three new sources in March. If you know that a site Is adding digitized information, then plan to visit it monthly.*

*. send those suggestions to me at [webresources](mailto:webresources@stlgs.org)*

*@stlgs.org>. Bob Goode News 'n Notes May 2009 St. Louis Genealogical Society*



## Regarding the Delayed Birth Certificate that many of our parents had!

Almost everyone who did not have a birth certificate did apply for a delayed birth certificate when social security came in. A couple of things to be aware of --- 1) to get this, there had to be affidavits from parents or other relatives or long-time acquaintances. Always ask for the delayed birth certificate \*with\* any affidavits attached. You never know what additional clues you may find. 2) many people had left the place where they were born and reared - even moving to other states. No time or money to travel back to apply for a delayed birth certificate so they did so at their present county/state of residence. My husband's family is an example. Moved from Alabama to Texas in 1927 - not birth certificate for his parents, nor his older brothers .. They appear on the TX Birth Index and will have Texas birth certificates --- but it will correctly note the state of birth. So you need to know where the family was living 1934-1936. Check the state of birth and the state where living during this time period. \Trevia Wooster Beverly Houston, Texas -----

# Six Clever Camera Tricks

Dave Johnson, PC World

Apr 20, 2009 12:30 PM

Photography can be a lot of things. For many people, it's just fun to take and share snapshots, and to do silly things with them. In the past, I've talked about how to make collages, mock up a magazine cover, and put yourself in a photo with Elvis. For others, photography is an art form. Let's look at photography from a completely different direction. This week I've got a list of unexpected, unconventional, and perhaps clever ways to use your camera when you're not busy photographing insects, weddings, and alien encounters.

## 1. Insurance Inventory

Remember how you're supposed to have a thorough inventory of all the valuables in your house for insurance purposes? Photograph them. In the old days, that would have been a big undertaking, but not with a digital camera. You can even store all the photos on a memory card and throw it in your safe or lockbox.

## 2. Memory Aid

How many times have you gotten lost in an unfamiliar place? I'm talking about forgetting your hotel room number or where you left your car in a big parking lot. This, my friends, is what the camera phone was invented for. Take a picture of the room number on your door. Photograph the parking lot marker post. You can refer to the picture when you return and zero in on your destination.

## 3. Shopping Assistant

Have you ever sent your kids to the store and they returned with the wrong item? You can write down the name of the product, or you could snap a picture of it with their camera phone and send them off with a visual reference. Come to think of it, this is a handy trick for anyone, not just the kids.

## 4. Portable Scanner

You need someone's class notes, perhaps, or need to make a copy of an important document--but you don't have access to a flatbed scanner. No problem; just photograph it with your camera. With a utility like Snapter, you can even straighten and correct the document so it looks like it was scanned professionally.

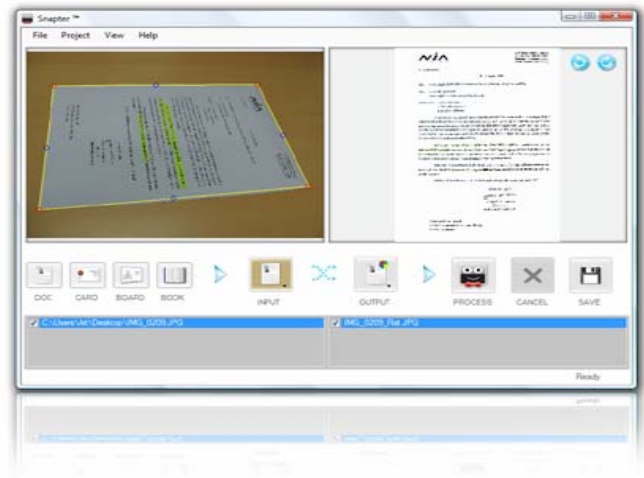
## 5. Document a Problem

My wife and I went to a concert last year and when we arrived, we discovered that one of our assigned seats was broken--so broken, in fact, it was barely possible to sit in it. There was no staff to help us, so I photographed the chair disaster and contacted management the next day. We ended up getting a full refund for the show. Apply this basic idea to fender benders, damaged merchandise, and any other glitch that comes your way.

## 6. Keep Track of the Little Ones

I'm a bit uncomfortable including this one, but a friend suggested it. I have to admit it's a good idea, though. When you take your young ones to a public event, snap a photo with your camera phone before you leave the house. If you get separated during the day, you have an exact record of what they look like and what they're wearing.

The Snapter software that Dave mentions is shown below.



Snapter Ice is software that lets you use a camera as a scanner. The software automatically crops, stretches, flattens, and processes **pictures of business cards, documents and whiteboards into more usable forms.**


**With Snapter, you can use your digital camera to capture information around you that matters: receipts, business cards, whiteboards in a classroom, posters in a conference, a menu at your favorite restaurant, or even books in a library. Just take a photo of the document, run it through the Snapter software and you will have an output that looks like it has been scanned through a flatbed scanner.**

<http://snapter.atiz.com/download.php>

Snapter is free to try and remains functioning after trial. The program is fully functional during the first 14 days. After that, the output contains some tagline and very light watermark. The image will still be in very usable quality.

If you want output with no watermark, you can upgrade to Lite and Full versions.

1. Lite version get rid of watermark in Documents and Cards modes.
- Full version get rid of watermark in all 4 modes.



*We extend our sympathy to*

*Jean Whitaker*

*On the loss of if her husband*

*Eugene, Whitaker*

*July 23, 1932*

*June 6, 2009*

# FGS 2009 Annual Conference:



## *Passages Through Time*

Little Rock Statehouse Convention Center  
Little Rock, Arkansas, September 2-5, 2009

*Brochures available at GENCOM June Meeting*

The most exciting news imaginable for area genealogists! A national Federation of Genealogical Societies Conference within a days driving distance! The latest discoveries of software, methodology, everything that pertains to Family History research is introduced at these annual seminars.

I have attended conferences in Seattle, Orlando, St Louis, Austin, Richmond ———and I always come home with renewed enthusiasm. If I were offered my choice of a trip any where., I would choose the FGS National Conference!

Speakers include, Dr. George Schweitzer, Paula Stuart Warren, Christine Rose, David Rencher, Elizabeth Shown Mills, Wendy Elliott, John Phillip Colleta., Desmond Walls Allen, Sherry Irvine and a hundred or so more! Experts in every aspect of Genealogy! I hope many of us can go! PMB

At the conference you will hear knowledgeable presenters discuss the latest research insights and resources. The Exhibit Hall will showcase a wide range of products and services, from simple paper forms, books new and rare, to state-of-the-art electronic resources. Very importantly, you will have countless opportunities to talk to other researchers who share your passion for family history.



Right and below: Looking out from the hallway outside the banquet hall. We will watch fireworks from these windows after the Friday evening banquet. (The tents were being set up for a large Memorial Day weekend festival.)

The other photo is taken looking toward the convention center from across the street. The tracks in the street are for the trolley that goes through the area, to Historic Arkansas, Clinton Presidential Library, and to the Convention Center , There are several GENCOM members with AR roots. You should be aware of the new resources for your research here.



- Arkansas Studies Institute: <http://www.cals.lib.ar.us/arstudies/index.htm>
- Butler Center for Arkansas Studies: <http://butlercenter.org> and <http://butlercenter.blogspot.com>
- UALR Archives and Special Collections: <http://www.ualr.edu/archives/>

Pilgrim Ship Lists Early 1600's  
Over 7100 families and 250 ships

A fabulous find! A great page to look up those first passengers to the U.S!

<http://www.packrat-pro.com/ships/shiplist.htm>

You can look up a surname by first letter ,and you see a list of all people with name beginning with that letter on all ships that have been entered into the database.

The sources are all web sites and are listed at the bottom of the page. You may want to do further research to confirm what you find here, but this is a great place to start.

Virginia & Dutch ships added  
Charles Bank's *Topo* in process  
Coldham's *Emigrants to VA*

Hotten's *Persons of Quality* in process

Charts have these headings:

**Ship Master Departure Date Departure Point Arrival Date Arrival Point**

*Examples*

Co ncord Gosnold Mar 26, 1602 Falmouth, England May 15, 1602 Plymouth & Maine Jamestown (Fleet)3 ships below Dec 1606England1607Jamestown, VA

Susan Constant Newport Dec 1606England1607Jamestown, VAGodspeed

Gosnold Dec 1606England1607 Jamestown, VA Discovery Dec 1606England 1607 Jamestown, VA First Supply (Fleet)1607 England J an 1608 Jamestown,



May your have warm winds on all your journeys!

GENCOM

Officers

2008-2009

President: Robert Franklin

Vice President: Roy Henderson

Treasurer: Charles Byrd

Membership Chairmen  
Margaret Mc Gilvray

Jean Whitaker

FTM Consultant : Don Davis

Social Chairmen:

Julious Windham, Dorothy Rosson,

Thelma Windham

Technical Consultant:

Bernie Conradi

GENFEST Coordinator:

Carolyn Franklin

Historian: Jeanice Vaughn

Facilities Chairman: Hallie Bellotte

"Connections" Editor: Patricia Bettis

pmbettis@comcast.net

"Connections" Columnist:

Carolyn Franklin

Dues are still just \$15.00

Our new year begins in July

Checks may be sent to Treasurer

Charles Byrd

2529 Brown Circle

Bossier City, LA. 71111